

Monthly Report

 6 . 2019



\$645K

Median Sales Price


DOWN 0.77% IN
KING COUNTY
FROM LAST YEAR



3,378

Closed Sales

UP 5.76% IN
KING COUNTY
FROM LAST YEAR



\$722K

Median Sales Price

DOWN 4.94% IN
SEATTLE FROM
LAST YEAR



SEATTLE DAYS
ON MARKET

27

UP 58.8% FROM
LAST YEAR

\$824K

Median Sales Price

DOWN 4.13% IN
THE EASTSIDE
FROM LAST YEAR



BELLEVUE DAYS
ON MARKET



27

UP 42.1% FROM
LAST YEAR

5,785

Active Listings

UP 62.41% IN
KING COUNTY
FROM LAST YEAR




(ALL COMPANIES MAY 2019 VS.
MAY 2018. RESIDENTIAL + CONDOS INFORMATION &
STATISTICS DERIVED FROM NORTHWEST MULTIPLE SERVICE.)

COMPASS

Monthly Report


 6.2019



\$365K

Median Sales Price

UP 4.29% IN
PIERCE COUNTY
FROM LAST YEAR



PIERCE COUNTY DAYS
ON MARKET



2,000

Active Listings


UP 3.68% IN
PIERCE COUNTY
FROM LAST YEAR



1,470

Closed Sales

DOWN 5.71% IN
PIERCE COUNTY
FROM LAST YEAR



(ALL COMPANIES MAY 2019 VS.

MAY 2018. RESIDENTIAL + CONDOS INFORMATION &

STATISTICS DERIVED FROM NORTHWEST MULTIPLE SERVICE.)

COMPASS

Monthly Report

6.2019



\$476K

Median Sales Price

UP 0.54% IN
SNOHOMISH COUNTY
FROM LAST YEAR



SNOHOMISH DAYS
ON MARKET

40

UP 17.6% FROM
LAST YEAR

2,052

Active Listings


UP 44.41% IN
SNOHOMISH COUNTY
FROM LAST YEAR



1,396

Closed Sales

DOWN 2.17% IN
SNOHOMISH COUNTY
FROM LAST YEAR



(ALL COMPANIES MAY 2019 VS.

MAY 2018. RESIDENTIAL + CONDOS INFORMATION &

STATISTICS DERIVED FROM NORTHWEST MULTIPLE SERVICE.)

COMPASS