


Monthly Report

 7. 2019



\$637K

Median Sales Price

DOWN 1.90% IN
KING COUNTY
FROM LAST YEAR



3,357

Closed Sales

DOWN 4.14% IN
KING COUNTY
FROM LAST YEAR



\$729K

Median Sales Price

DOWN 1.36% IN
SEATTLE FROM
LAST YEAR



SEATTLE DAYS
ON MARKET


26

UP 73.3% FROM
LAST YEAR

\$875K

Median Sales Price

UP 1.74% IN THE
EASTSIDE FROM
LAST YEAR



EASTSIDE DAYS
ON MARKET



30

UP 66.7% FROM
LAST YEAR

5,931

Active Listings

UP 31.71% IN
KING COUNTY
FROM LAST YEAR



(ALL COMPANIES JUNE 2019 VS.

JUNE 2018. RESIDENTIAL + CONDOS INFORMATION &

STATISTICS DERIVED FROM NORTHWEST MULTIPLE SERVICE.)

COMPASS


7.2019



\$372K

Median Sales Price

UP 7.36% IN
PIERCE COUNTY
FROM LAST YEAR



PIERCE COUNTY DAYS
ON MARKET

24

UP 20% FROM
LAST YEAR

2,045

Active Listings


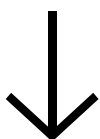
DOWN 8.17% IN
PIERCE COUNTY
FROM LAST YEAR



1,622

Closed Sales

DOWN 8.47% IN
PIERCE COUNTY
FROM LAST YEAR



(ALL COMPANIES JUNE 2019 VS.

JUNE 2018. RESIDENTIAL + CONDOS INFORMATION &

STATISTICS DERIVED FROM NORTHWEST MULTIPLE SERVICE.)

Monthly Report

7.2019



\$489K

Median Sales Price

UP 0.81% IN
SNOHOMISH COUNTY
FROM LAST YEAR



SNOHOMISH DAYS
ON MARKET



2,163

Active Listings


UP 18.13% IN
SNOHOMISH COUNTY
FROM LAST YEAR



1,447

Closed Sales

DOWN 5.18% IN
SNOHOMISH COUNTY
FROM LAST YEAR



(ALL COMPANIES JUNE 2019 VS.

JUNE 2018. RESIDENTIAL + CONDOS INFORMATION &

STATISTICS DERIVED FROM NORTHWEST MULTIPLE SERVICE.)

COMPASS